










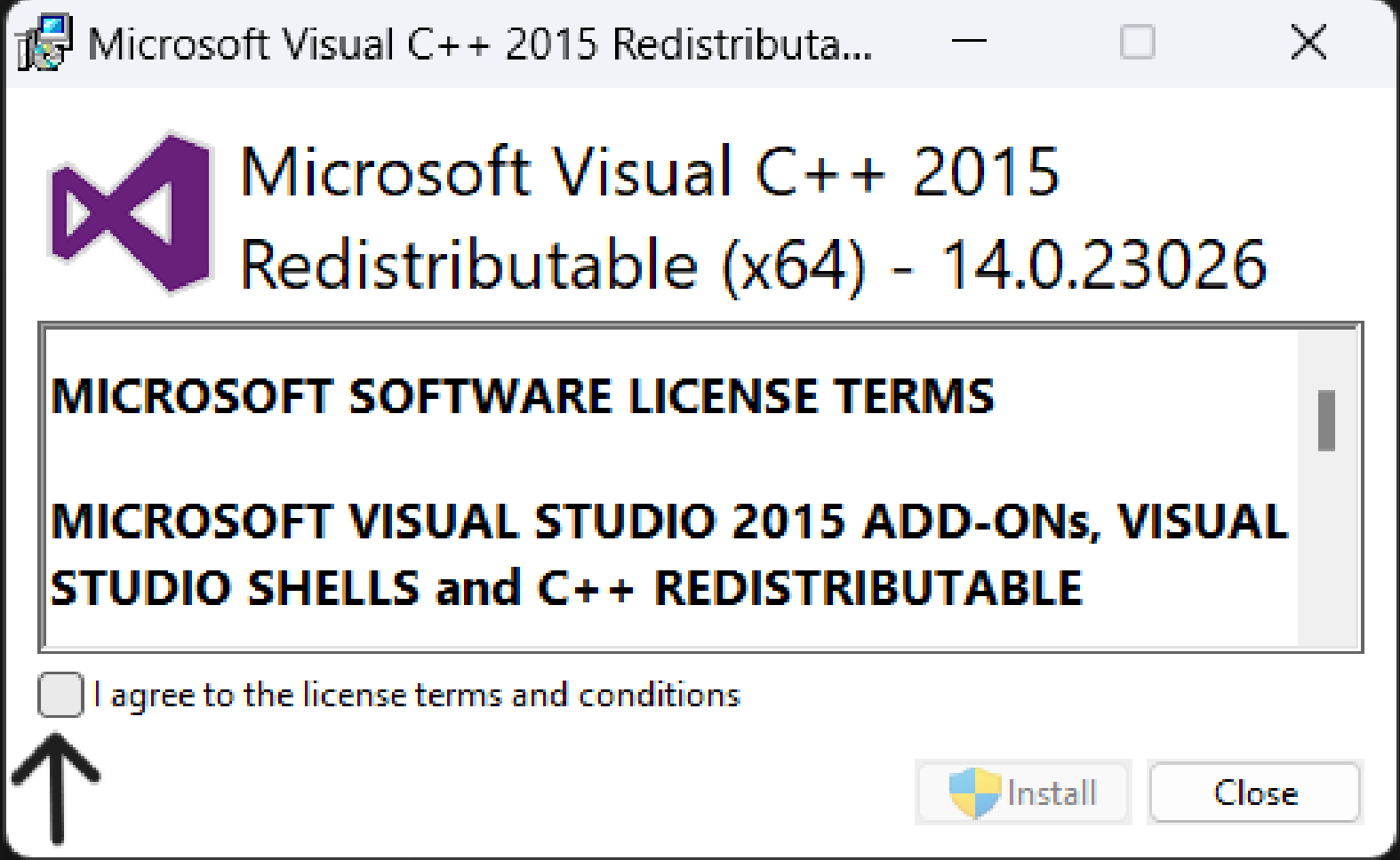
✔ Bit 64

يرجى تحميل جميع

البرامج في هذا

الملف

- ✓  1 vc_redist.x64.exe ←
- ✓  2 Crystal reports SP24 (32 bit runtime).zip
- ✓  3 Crystal reports SP24 (64 bit runtime).zip
- ✓  4 Sql server 2008 r2 (64 bit).zip Type: Compressed (zipped) Folder
- ✓  5 .NET Frame Work 4.6.1 NDP461-KB3102436-x86-x64-AllOS-ENU.exe Date modified: 4/28/2021 4:05 PM
- ✓  6 IDAutomationHC39M.ttf Availability status: Available on this device
- ✓  SQL Settings.txt



Microsoft Visual C++ 2015 Redistributa... — □ ×



Microsoft Visual C++ 2015 Redistributable (x64) - 14.0.23026

MICROSOFT SOFTWARE LICENSE TERMS








MICROSOFT VISUAL STUDIO 2015 ADD-ONS, VISUAL STUDIO SHELLS and C++ REDISTRIBUTABLE

☒ I agree to the license terms and conditions



Install

Close

- ✓  1 vc_redist.x64.exe
- ✓  2 Crystal reports SP24 (32 bit runtime).zip ←
- ✓  3 Crystal reports SP24 (64 bit runtime).zip
- ✓  4 Sql server 2008 r2 (64 bit).zip Type: Compressed (zipped) Folder
- ✓  5 .NET Frame Work 4.6.1 NDP461-KB3102436-x86-x64-AllOS-ENU.exe Date modified: 4/28/2021 4:05 PM
- ✓  6 IDAutomationHC39M.ttf Availability status: Available on this device
- ✓  SQL Settings.txt



CRforVS_redist_in
stall_32bit_13_0_
24



Welcome to the SAP Crystal Reports runtime engine for .NET Framework (32-bit) Installation Wizard

It is strongly recommended that you exit all Windows programs before running this Setup Program.

Click Cancel to quit Setup and close any programs you have running. Click Next to continue with the Setup program .

WARNING: This program is protected by copyright law and international treaties.

Unauthorized reproduction or distribution of this program, or any portion of it, may result in severe civil and criminal penalties, and will be prosecuted to the maximum extent possible under law.



< Back

Next >

Cancel


License Agreement

You must agree with the license to proceed.

SAP® BUSINESSOBJECTS™ LICENSE AGREEMENT

IMPORTANT-READ CAREFULLY: THIS IS A LEGAL AGREEMENT BETWEEN YOU AND SAP BUSINESSOBJECTS FOR THE SAP BUSINESSOBJECTS SOFTWARE ACCOMPANYING THIS AGREEMENT, WHICH MAY INCLUDE COMPUTER SOFTWARE, ASSOCIATED MEDIA, PRINTED MATERIALS AND ONLINE OR ELECTRONIC DOCUMENTATION ("SOFTWARE"). BEFORE CONTINUING WITH THE INSTALLATION OF THE SOFTWARE, YOU MUST READ, ACKNOWLEDGE AND ACCEPT THE TERMS AND CONDITIONS OF THE SOFTWARE LICENSE AGREEMENT THAT FOLLOWS ("AGREEMENT"). IF YOU DO NOT ACCEPT THE TERMS AND CONDITIONS OF THE AGREEMENT, YOU MAY RETURN, WITHIN THIRTY (30) DAYS OF PURCHASE, THE SOFTWARE TO THE PLACE YOU OBTAINED IT FOR A FULL REFUND.

- 1. GRANT OF LICENSE.** SAP BusinessObjects grants you a nonexclusive and limited license to use the Software products and functionalities for which you have paid the applicable fees solely for your internal business purposes and in accordance with the terms and conditions of this Agreement. The Software is licensed, not sold, to you. If you acquired this product as a special offer or as a promotional license included with another SAP BusinessObjects product, additional restrictions apply as set forth in section 3.9 ("Promotional License") below. If you acquired this product bundled or in combination with a third party product, you may only use the Product with the third party product as



☐ I accept the License Agreement

☒ I do not accept the License Agreement

< Back

Next >

Cancel

License Agreement

You must agree with the license to proceed.

SAP® BUSINESSOBJECTS™ LICENSE AGREEMENT

IMPORTANT-READ CAREFULLY: THIS IS A LEGAL AGREEMENT BETWEEN YOU AND SAP BUSINESSOBJECTS FOR THE SAP BUSINESSOBJECTS SOFTWARE ACCOMPANYING THIS AGREEMENT, WHICH MAY INCLUDE COMPUTER SOFTWARE, ASSOCIATED MEDIA, PRINTED MATERIALS AND ONLINE OR ELECTRONIC DOCUMENTATION ("SOFTWARE"). BEFORE CONTINUING WITH THE INSTALLATION OF THE SOFTWARE, YOU MUST READ, ACKNOWLEDGE AND ACCEPT THE TERMS AND CONDITIONS OF THE SOFTWARE LICENSE AGREEMENT THAT FOLLOWS ("AGREEMENT"). IF YOU DO NOT ACCEPT THE TERMS AND CONDITIONS OF THE AGREEMENT, YOU MAY RETURN, WITHIN THIRTY (30) DAYS OF PURCHASE, THE SOFTWARE TO THE PLACE YOU OBTAINED IT FOR A FULL REFUND.

- 1. GRANT OF LICENSE.** SAP BusinessObjects grants you a nonexclusive and limited license to use the Software products and functionalities for which you have paid the applicable fees solely for your internal business purposes and in accordance with the terms and conditions of this Agreement. The Software is licensed, not sold, to you. If you acquired this product as a special offer or as a promotional license included with another SAP BusinessObjects product, additional restrictions apply as set forth in section 3.9 ("Promotional License") below. If you acquired this product bundled or in combination with a third party product, you may only use the Product with the third party product as

☒ I accept the License Agreement

☐ I do not accept the License Agreement



< Back

Next >

Cancel

Start Installation

Are you ready to have the SAP Crystal Reports runtime engine for .NET Framework (32-bit) Installation Wizard begin the install?

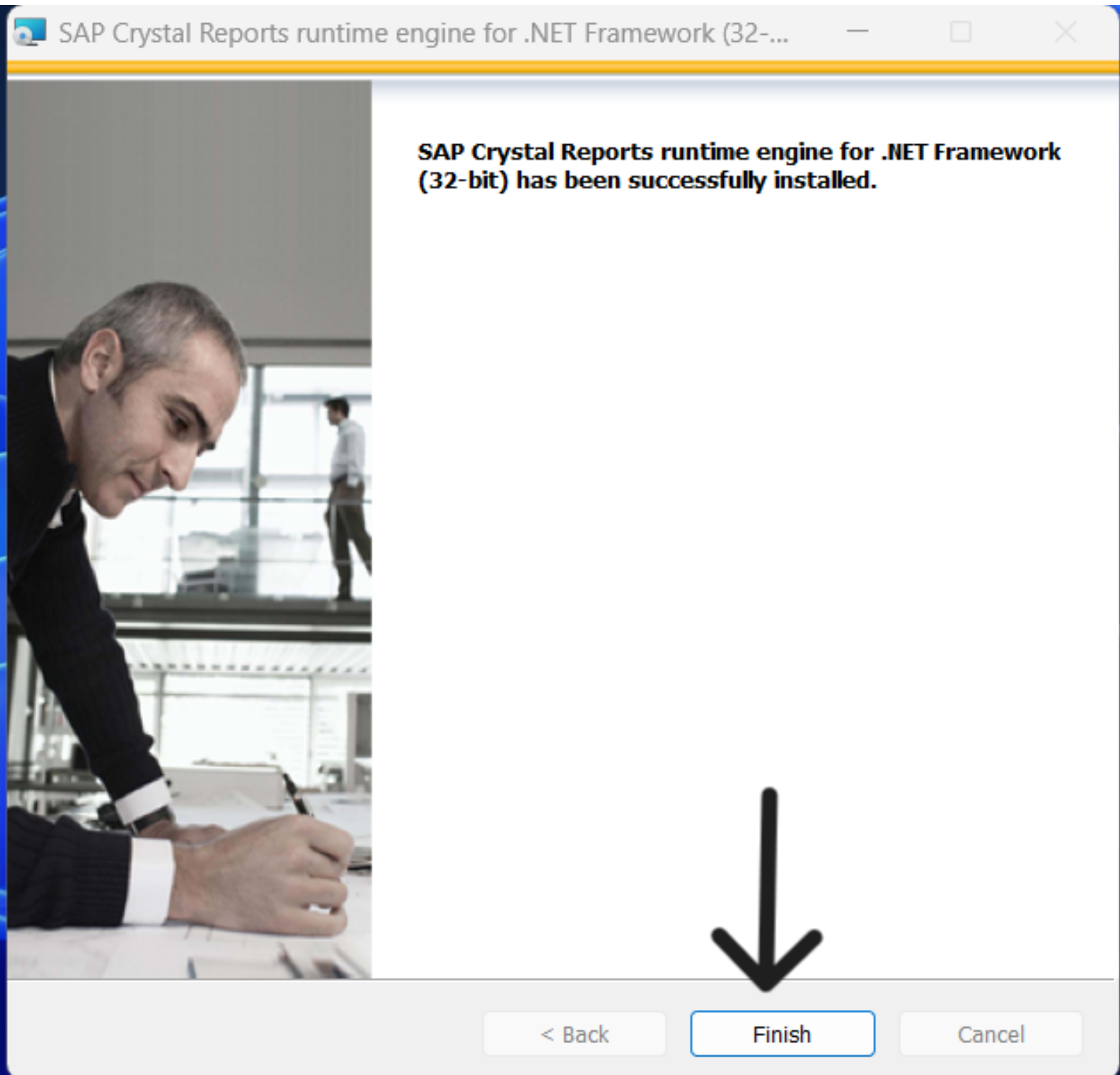
Press the Next button to begin the installation or the Back button to review the license agreement.










< Back









Next >

Cancel







- ✓  1 vc_redist.x64.exe
 - ✓  2 Crystal reports SP24 (32 bit runtime).zip
 - ✓  3 Crystal reports SP24 (64 bit runtime).zip ←
 - ✓  4 Sql server 2008 r2 (64 bit).zip
 - ✓  5 .NET Frame Work 4.6.1 NDP461-KB3102436-x86-x64-AIIOS-ENU.exe
 - ✓  6 IDAutomationHC39M.ttf
 - ✓  SQL Settings.txt
- Type: Compressed (zipped) Folder
Date modified: 4/28/2021 4:05 PM
Availability status: Available on this device

قم بتكرار الخطوات السابقة في تحميل هذا البرنامج (يمكنك تخطي هذه الخطوة اذا كان النظام bit32)

- ✓  1 vc_redist.x64.exe
- ✓  2 Crystal reports SP24 (32 bit runtime).zip
- ✓  3 Crystal reports SP24 (64 bit runtime).zip
- ✓  4 Sql server 2008 r2 (64 bit).zip ← 
Compressed (zipped) Folder
Date modified: 4/28/2021 4:05 PM
Availability status: Available on this device
- ✓  5 .NET Frame Work 4.6.1 NDP461-KB3102436-x86-x64-AllOS-ENU.exe
- ✓  6 IDAutomationHC39M.ttf
- ✓  SQL Settings.txt

إذا كان يوجد خطوات غير مشروحة في هذا البرنامج فقط اضغط

(Next)

 _MACOSX		9/5/2023 6:22 PM	File folder	
 SQLEXPRT_x64_ENU.exe		10/18/2019 1:07 PM	Application	253,463 KB
استخرج الملف عند الحاجة				

License Terms

To install SQL Server 2008 R2, you must accept the Microsoft Software License Terms.

License Terms

Setup Support Files



MICROSOFT SOFTWARE LICENSE TERMS

MICROSOFT SQL SERVER 2008 R2 EXPRESS WITH TOOLS

MICROSOFT SQL SERVER 2008 R2 EXPRESS WITH ADVANCED SERVICES

These license terms are an agreement between Microsoft Corporation (or based on where you live, one of its affiliates) and you. Please read them. They apply to the software named above, which includes the media on which you received it, if any. The terms also apply to any Microsoft

- updates,
- supplements,
- Internet-based services, and

 Copy  Print

☐ I accept the license terms.

☐ Send feature usage data to Microsoft. Feature usage data includes information about your hardware configuration and how you use SQL Server and its components.

[See the Microsoft SQL Server 2008 R2 Privacy Statement for more information.](#)

< Back

Next >

Cancel

Setup Support Files

Click Install to install Setup Support files. To install or update SQL Server 2008 R2, these files are required.

License Terms

Setup Support Files

The following components are required for SQL Server Setup:

	Feature Name	Status
	Setup Support Files	In Progress

ExecuteStandardTimingsWorkflow



< Back

Install

Cancel

Instance Configuration

Specify the name and instance ID for the instance of SQL Server. Instance ID becomes part of the installation path.

- Setup Support Rules
- Feature Selection
- Installation Rules
- Instance Configuration**
- Disk Space Requirements
- Server Configuration
- Database Engine Configuration
- Error Reporting
- Installation Configuration Rules
- Installation Progress
- Complete

☐ Default instance

☒ Named instance:

Instance ID:

Instance root directory: ...

SQL Server directory: C:\Program Files\Microsoft SQL Server\MSSQL10_50.SQLExpress

Installed instances:

Instance Name	Instance ID	Features	Edition	Version



Server Configuration

Specify the service accounts and collation configuration.

- Setup Support Rules
- Feature Selection
- Installation Rules
- Instance Configuration
- Disk Space Requirements
- Server Configuration**
- Database Engine Configuration
- Error Reporting
- Installation Configuration Rules
- Installation Progress
- Complete

Service Accounts Collation

Microsoft recommends that you use a separate account for each SQL Server service.

Service	Account Name	Password	Startup Type
SQL Server Database Engine	NT AUTHORITY\NETW...		Automatic
SQL Server Browser	NT AUTHORITY\LOCAL...		Disabled

Use the same account for all SQL Server services



< Back

Next >

Cancel

Help

Database Engine Configuration

Specify Database Engine authentication security mode, administrators and data directories.

- Setup Support Rules
- Feature Selection
- Installation Rules
- Instance Configuration
- Disk Space Requirements
- Server Configuration
- Database Engine Configuration**
- Error Reporting
- Installation Configuration Rules
- Installation Progress
- Complete

Account Provisioning Data Directories FILESTREAM

Specify the authentication mode and administrators for the Database Engine.

Authentication Mode

- ☒ Windows authentication mode
- ☐ Mixed Mode (SQL Server authentication and Windows authentication)

Specify the password for the SQL Server system administrator (sa) account.

Enter password:

Confirm password:

Specify SQL Server administrators

MAJDMSALLATI\majdm (majdm)

SQL Server administrators have unrestricted access to the Database Engine.

Add Current User

Add...

Remove

< Back

Next >

Cancel

Help

Error Reporting

Help Microsoft improve SQL Server features and services.

- Setup Support Rules
- Feature Selection
- Installation Rules
- Instance Configuration
- Disk Space Requirements
- Server Configuration
- Database Engine Configuration
- Error Reporting**
- Installation Configuration Rules
- Installation Progress
- Complete

Specify the information that you would like to automatically send to Microsoft to improve future releases of SQL Server. These settings are optional. Microsoft treats this information as confidential. Microsoft may provide updates through Microsoft Update to modify feature usage data. These updates might be downloaded and installed on your machine automatically, depending on your Automatic Update settings.

[See the Microsoft SQL Server 2008 R2 Privacy Statement for more information.](#)

[Read more about Microsoft Update and Automatic Update.](#)

☐ Send Windows and SQL Server Error Reports to Microsoft or your corporate report server. This setting only applies to services that run without user interaction.



Your SQL Server 2008 R2 installation completed successfully.

Supplemental Information:

The following notes apply to this release of SQL Server only.

Microsoft Update

For information about how to use Microsoft Update to identify updates for SQL Server 2008 R2, see the Microsoft Update Web site at <http://go.microsoft.com/fwlink/?LinkId=108409>.

Samples

Help